

KEY FACTS

Integrated – Engineered – Power solution

High fuel efficiency

Low cost of ownership

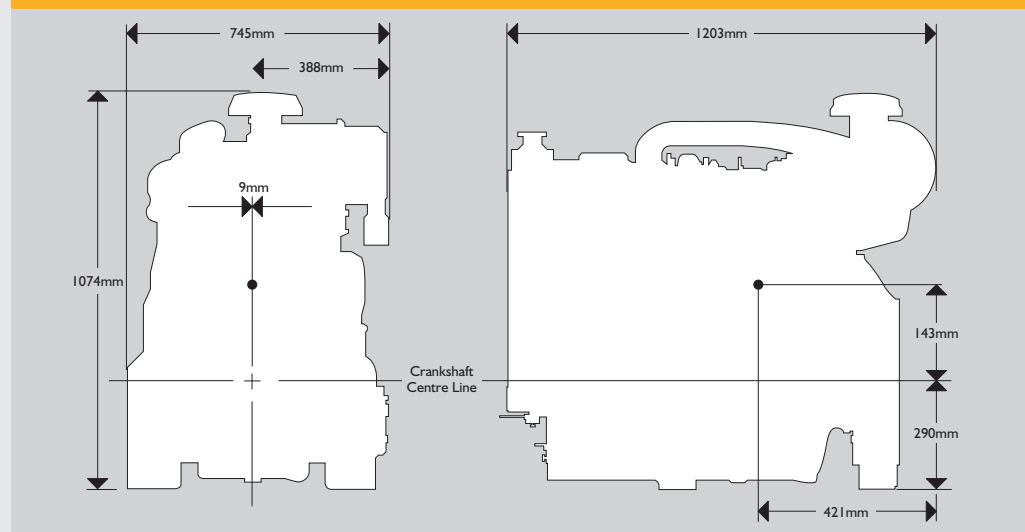
High torque at low speed

JCB Global Support

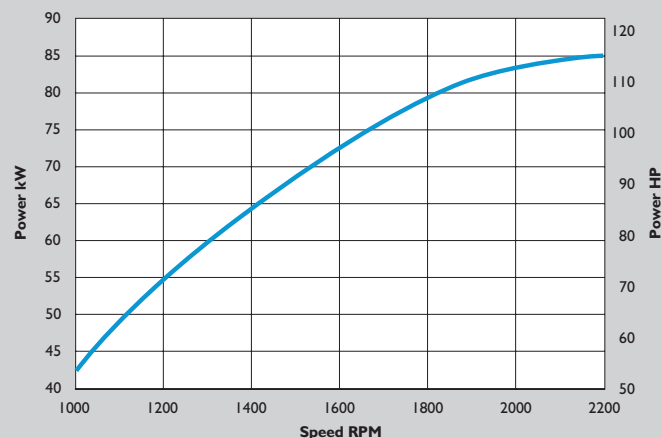
GENERAL TECHNICAL DATA

Model		TCA-85
Maximum rating (gross intermittent)	kW (hp)	85 (114)
Thermodynamic cycle		Diesel 4 stroke
Aspiration		TCA
Arrangement		In-line 4 cylinder IPU
Emissions level		EU Stage IIIA / EPA Tier 3
Bore	mm (in)	103 (4.1)
Stroke	mm (in)	132 (5.2)
Total displacement	cm ³ (in ³)	4399 (269)
Valves per cylinder		4
Injection system		Mechanical
Cooling		Liquid
Direction of rotation (viewed from crank nose)		Clockwise
Dry weight	kg (lbs)	600 (1323)
Rated speed	rpm	2200
Peak torque	Nm (lb-ft)	440 (325)
Peak torque speed	rpm	1300
Maximum no load governed speed	rpm	2420
Nominal idling speed	rpm	900
Minimum starting temperature without auxiliaries	°C (°F)	-20 (-4)
Gradability - continuous	degrees	35
Gradability - intermittent	degrees	45

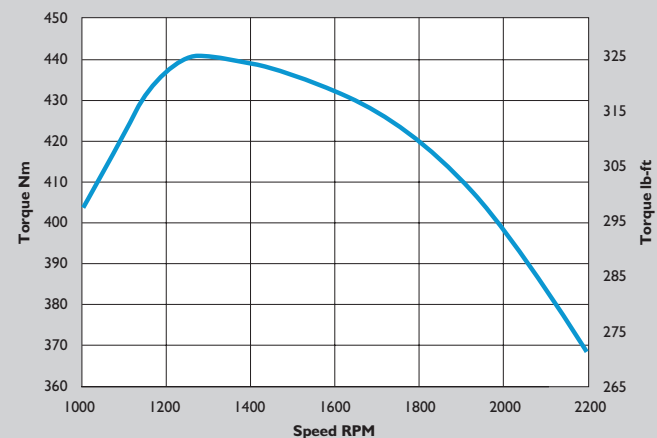
*As per ISO 14396


DIMENSIONS


POWER CURVE



TORQUE CURVE



STANDARD CONFIGURATION

Flywheel housing	SAE3
Intake manifold location	Left hand forward
Exhaust manifold / turbocharger location	Right hand rearward
Turbocharger	Wastegate controlled
Fan drive ratios	0.85, 1.1, 1.16, 1.25:1
Distance between fan - crankshaft centres	mm (in) 262 (10.3)
Fuel filter	Engine mounted
Fuel lift pump	Pre-filter with primary pump & WIF sensor
Oil filter	Single, vertical - LHS
Oil sump	Pressed steel
Breather system	Open
Oil cooler	LHS
Oil filler position	Top and left hand side
Starter motor	12V, 4.2kW
Alternator	12V, 95A
Power Take-off: Heavy Duty	60kW, 205Nm, 1.268:1 RHS
Power Take-off: Light Duty	15kW, 40Nm, 1.625:1 LHS
Finish	Lacquered

*Orientation from flywheel.

OPTIONS

Extensive range of configuration options available - contact local JCB Power Systems dealer, or JCB Power Systems sales and applications department for availability and configuration options.

©2016 JCB Sales. All rights reserved. No part of this publication may be reproduced, stored in a retrieval system, or transmitted in any form or by any other means, electronic, mechanical, photocopying or otherwise, without prior permission from JCB Sales. All references in this publication to operating weights, sizes, capacities and other performance measurements are provided for guidance only and may vary dependant upon the exact specification of machine. They should not therefore be relied upon in relation to suitability for a particular application. Guidance and advice should always be sought from your JCB Dealer. JCB reserves the right to change specifications without notice. Illustrations and specifications shown may include optional equipment and accessories. The JCB logo is a registered trademark of J C Bamford Excavators Ltd.