

KEY FACTS

Integrated – Engineered – Power solution

High fuel efficiency

Low cost of ownership

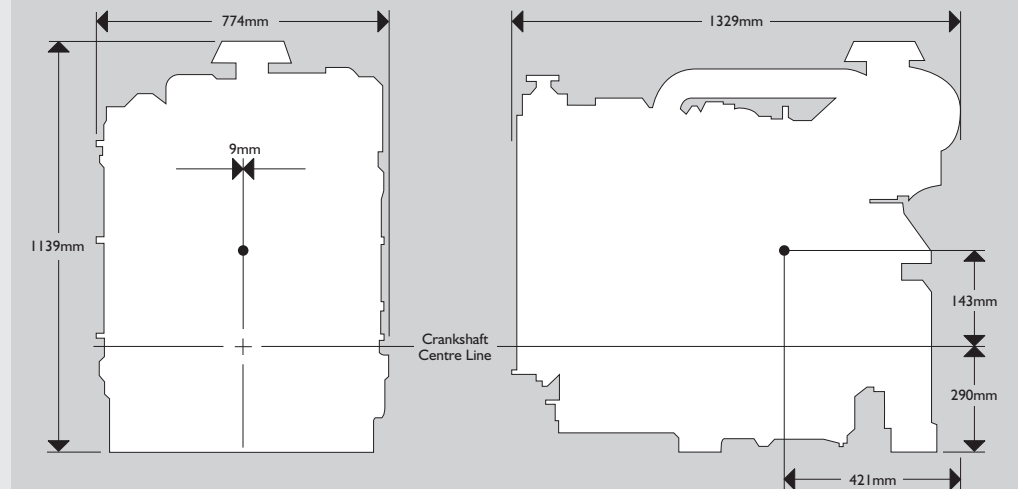
High torque at low speed

JCB Global Support

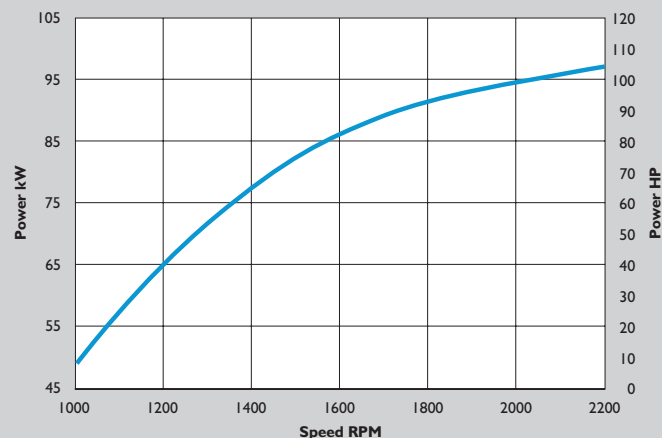
GENERAL TECHNICAL DATA

Model		TCAE-97
Maximum rating (gross intermittent)	kW (hp)	97 (108)
Thermodynamic cycle		Diesel 4 stroke
Aspiration		TCA
Arrangement		In-line 4 cylinder IPU
Emissions level		EU Stage IIIA / EPA Tier 3
Bore	mm (in)	103 (4.1)
Stroke	mm (in)	132 (5.2)
Total displacement	cm ³ (in ³)	4399 (269)
Valves per cylinder		4
Injection system		Mechanical
Cooling		Liquid
Direction of rotation (viewed from crank nose)		Clockwise
Dry weight	kg (lbs)	600 (1323)
Rated speed	rpm	2200
Peak torque	Nm (lb-ft)	532 (392)
Peak torque speed	rpm	1500
Maximum no load governed speed	rpm	2420
Nominal idling speed	rpm	850
Minimum starting temperature without auxiliaries	°C (°F)	-20 (-4)
Gradability - continuous	degrees	35
Gradability - intermittent	degrees	45

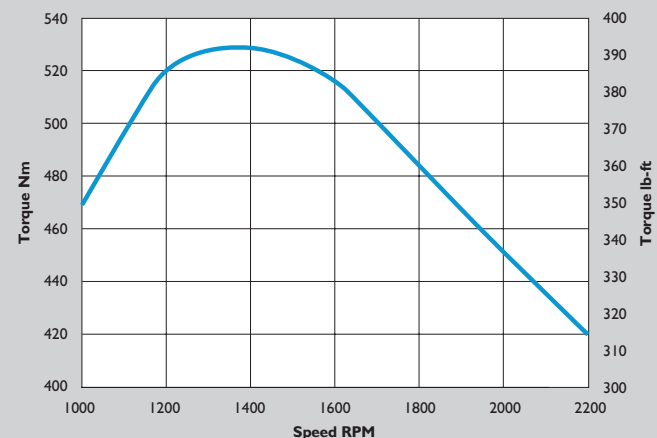
*As per ISO 14396


DIMENSIONS


POWER CURVE



TORQUE CURVE



STANDARD CONFIGURATION

Flywheel housing	SAE3
Intake manifold location	Left hand forward
Exhaust manifold / turbocharger location	Right hand rearward
Turbocharger	Wastegate controlled
Fan drive ratios	0.85, 1.1, 1.16, 1.25:1
Distance between fan - crankshaft centres	mm (in) 262 (10.3)
Fuel filter	Engine mounted
Fuel lift pump	Pre-filter with primary pump & WIF sensor
Oil filter	Single, vertical - LHS
Oil sump	Pressed steel
Breather system	Open
Oil cooler	LHS
Oil filler position	Top and left hand side
Starter motor	12V, 4.2kW
Alternator	12V, 95A
Power Take-off: Heavy Duty	60kW, 205Nm, 1.268:1 RHS
Power Take-off: Light Duty	15kW, 40Nm, 1.625:1 LHS
Finish	Lacquered

*Orientation from flywheel.

OPTIONS

Extensive range of configuration options available - contact local JCB Power Systems dealer, or JCB Power Systems sales and applications department for availability and configuration options.