

KEY FACTS

Heavy duty – Off highway design

High fuel efficiency

High torque at low speed

Low cost of ownership

JCB Global Support

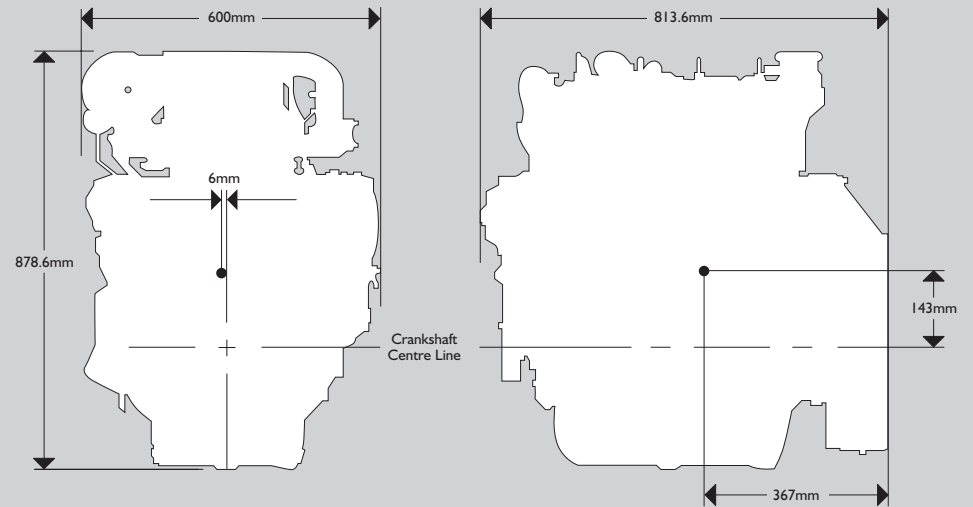
GENERAL TECHNICAL DATA

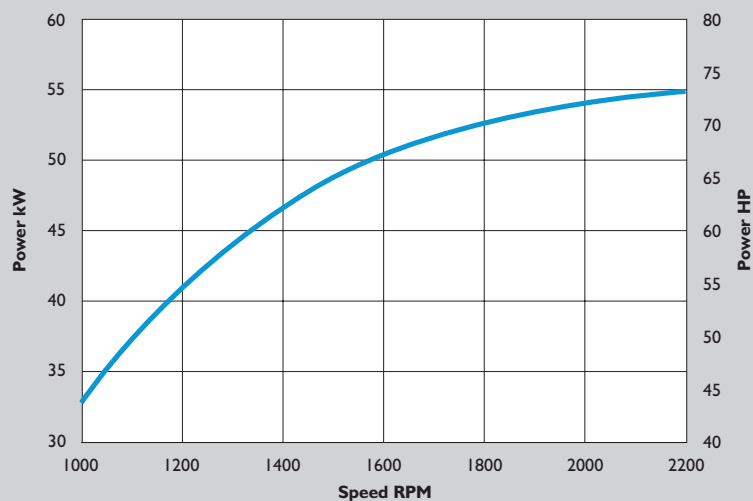
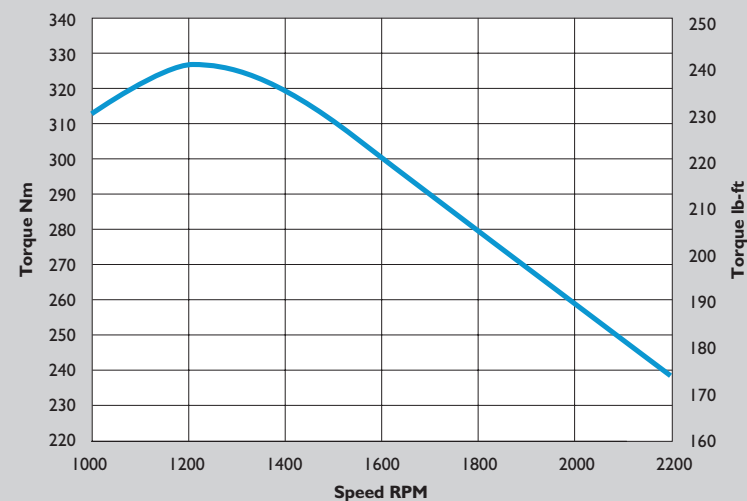
Model		TC-55
Maximum rating (gross intermittent)	kW (hp)	55 (74)
Thermodynamic cycle		Diesel 4 stroke
Aspiration		TC
Arrangement		In-line 4 cylinder
Emissions level		EU Stage IIIA / EPA Tier 4i
Bore	mm (in)	103 (4.1)
Stroke	mm (in)	132 (5.2)
Total displacement	cm ³ (in ³)	4399 (269)
Valves per cylinder		4
Injection system		Mechanical
Cooling		Liquid
Direction of rotation (viewed from crank nose)		Clockwise
Dry weight	kg (lbs)	460 (1014)
Rated speed	rpm	2200
Peak torque	Nm (lb-ft)	327 (241)
Peak torque speed	rpm	1200
Maximum no load governed speed	rpm	2420
Nominal idling speed	rpm	900
Minimum starting temperature without auxiliaries	°C (°F)	-20 (-4)
Gradability - continuous	degrees	35
Gradability - intermittent	degrees	45

*As per ISO 14396



DIMENSIONS



POWER CURVE

TORQUE CURVE

STANDARD CONFIGURATION

Flywheel housing	SAE3
Intake manifold location	Left hand forward
Exhaust manifold / turbocharger location	Right hand rearward
Turbocharger	Wastegate Controlled
Fan drive ratios	0.85:1, 1:1, 1.16:1, 1.25:1
Distance between fan - crankshaft centres	mm 262 or 356
Fuel filter	Engine mounted
Fuel lift pump	Pre-filter with primary pump and WIF sensor
Oil filter	Single, vertical - LHS
Oil sump	Pressed steel
Breather system	Open
Oil cooler	LHS
Oil filler position	Top and left hand side
Starter motor	12V, 4.2kW
Alternator	12V, 95A
Power Take-off: Heavy Duty	60kW, 205Nm, 1.268:1 RHS
Power Take-off: Light Duty	15kW, 40Nm, 1.625:1 LHS
Finish	Lacquered

*Orientation from flywheel.

OPTIONS

Extensive range of configuration options available - contact local JCB Power Systems dealer, or JCB Power Systems sales and applications department for availability and configuration options.